







## 43219 SARATOGA II

Coolly chic, the Saratoga finds a perfect balance of uncluttered design and uncompromising comfort. The ergonomically designed back sits on top of curved track arms, giving the Saratoga a larger visual scale. The built-in headrest is accented by a gently gathered back pull, with engineered foam in the seat and back to ensure lasting relaxation. Available in two seat widths, the Saratoga (19" seat depth) and Saratoga II (21" seat width) combine multiple densities of foam in the seat and back, to ensure an ergonomic seating experience. Chaise styling supports the body in a reclined position, while the built-in headrest perfectly positions your head for watching TV in the fully reclined position. The Saratoga and Saratoga II are available with the unique functions of either a rocker, swivel glider, or wall hugger recliner for maximized convenience. This recliner is an ideal choice for your favourite living and leisure areas.

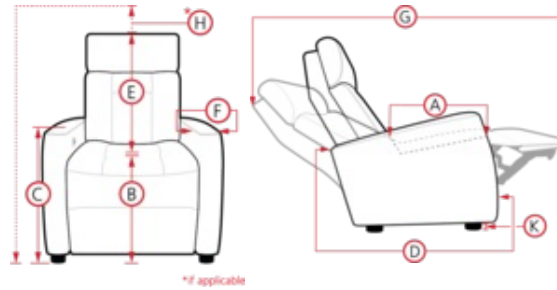
## FEATURES

- **Cover:** All Palliser Fabrics, All Palliser Leathers
- **Features:** Single and double needle top stitching for luxurious tailoring (on leather and select fabrics), Flange piping for a casual and relaxed accented finish, Elegant espresso base
- **Frame Construction:** The majority of Palliser frames are constructed from engineered wood products, hardwood or softwood; joints are pinned and glued for uniformity and strength.
- **Cushions:** Full, chaise-style seat cushions feature a high-resiliency, high density foam core with a polyester wrap, Tight back cushions are engineered using multiple densities of contour-cut foam for a perfect ergonomic experience
- **Suspension:** Back suspension features 100% premium elastic webbing to provide consistent comfort and support, Seat suspension features interwoven 100% premium elastic webbing, engineered to provide consistent comfort and endurance
- **Mechanism Activation:** Manual recline with discreetly hidden inside handle, located between the arm and the seat cushion, Power recline with a discreet touch

Visit all available options at [PALLISER.COM](http://PALLISER.COM)



## 43219 SARATOGA II



- A. Seat Depth: 22.2 in / 56.4 cm
- C. Arm Height: 22.8 in / 57.8 cm
- E. Seat Back Height: 25.2 in / 64.0 cm
- G. Reclined Depth: 63.4 in / 161.0 cm

**PALLISER®**  
My Home, My Style, My Way™

- B. Seat Height: 19.4 in / 49.3 cm
- D. Arm Depth: 31.5 in / 80.0 cm
- F. Width of Arm: N/A
- H. Headrest Extension: N/A

Measurements displayed here represent the standard for this series. Some pieces may vary.



31 Wallhugger Power  
Recliner  
31 x 37 x 41"  
80 x 95 x 105cm  
IA: 21" / 54cm



32 Rocker Manual Recliner  
31 x 37 x 41"  
80 x 95 x 105cm  
IA: 21" / 54cm

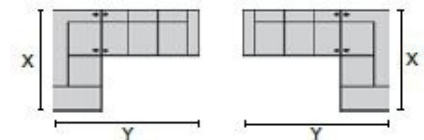


34 Swivel Glider Manual  
Recliner  
31 x 37 x 41"  
80 x 95 x 105cm  
IA: 21" / 54cm



38 Swivel Glider Power  
Recliner  
31 x 37 x 41"  
80 x 95 x 105cm  
IA: 21" / 54cm

Dimensions are the same for reverse direction where applicable.



Specifications are correct at time of printing and are subject to change without notice.

LHF = left hand facing means the "end arm" is on the LEFT HAND SIDE of the upholstered piece when you are standing in front of the piece.

RHF = right hand facing means the "end arm" is on the RIGHT HAND SIDE of the upholstered piece when you are standing in front of the piece.

Actual measurements for each item may vary from what is shown here. Please allow up to a +/- 1 inch difference.